

Fast Financial

Faster operation, better governance

Accounting and Finance Management Software



FAST COMPANY OVERVIEW

| | |
|--------------------------------|--|
| Vietnamese Company name | Công ty Cổ phần Phần mềm Quản lý Doanh nghiệp |
| English Company name | FAST Software Company |
| Trade name | FAST |
| Date of establishment | June 11th 1997 |
| Staff | Over 550 employees working at Ha Noi, Ho Chi Minh and Da Nang offices. |
| Core Business | Developing, consulting and implementing the information management system that support businesses in operation and management, help them increase productivity and efficiency. |
| Products & Services | <ul style="list-style-type: none">• Solutions for large and medium-sized businesses: Fast Business Online (ERP), Fast Financial, Fast DMS Online, Fast CRM Online, Fast HRM Online• Accounting software for small and medium-sized businesses: Fast Accounting, Fast Accounting Online• Solution for electronic invoicing: Fast e-Invoice• Accounting software for training: Fast Accounting Online for Education• Customization according to specific requirements. |
| Objective | Being “Long-Lasting, Reliable Partner” of customers, employees, shareholders, partners and community. |
| Slogan | Faster – Smarter . |
| Customers | Over 68,000 customers nationwide. |
| Awards | <p>11 Sao Khue Awards from Vietnam Software and IT Services Association (VINASA).</p> <p>2 BIT Cups from Vietnam PC World magazine, for Best Software Solution voted by end users.</p> <p>18 Gold, silver medals, certificate of merit, and IT awards.</p> <p>TOP 5 of Software Companies.</p> <p>"Vietnamese National Talent" Awards, organized by Dan Tri online newspaper, VNPT Group and Vietnam Television (VTV).</p> |
| Offices | Ha Noi Ho Chi Minh Da Nang |
| Hotline | 1900-2130 |
| Email | info@fast.com.vn |
| Website | www.fast.com.vn |

**Attention to: Board of Director
Chief Accountant
IT staff**

FAST is a company specializing in developing and providing software and solutions supporting business in operation and management based on information technology. These software and solutions make manual tasks automated, boost smart and creative works, support businesses achieve competitive advantages due to the speed, information and ability of exploiting information.

FAST develops and provides different solutions in size and requirement:

- Solutions for large and medium-sized businesses:
 - **Fast Business Online** – Web-based Enterprise Resource Planning solution (ERP)
 - **Fast DMS Online** – Distribution Management System
 - **Fast CRM Online** – Customer Relationship Management System
 - **Fast HRM Online** – Human Resource Management – Timecard – Payroll System
- Solutions for small and medium-sized businesses:
 - **Fast Accounting** – Accounting software for SMEs
 - **Fast Accounting Online** – Accounting software on cloud computing
- Solutions for electronic invoice:
 - **Fast e-Invoice** – Electronic invoicing software
- Software for training:
 - **Fast Accounting Online for education** - Accounting software for training
- Customer can choose software suitable for current size and requirements.

About services, **FAST** provides these following services:

- Solution selection consulting
- Requirement survey and analysis, software customization
- Customization according to specific requirements
- Software installation, setup, training, data conversion and implementation
- Software maintenance and support
- Software upgrade and expansion.

We kindly enclose hereby introduction of **Fast Financial** – Accounting and financial management software for large and medium-sized businesses. **Fast Financial** is registered copyright and honorably given “Sao Khue” Award by VINASA – Vietnam Software Association and IT Cup by VAIP – Vietnam Association for Information Processing.

There has been over **1,400** enterprises nationwide using **Fast Financial**.

For further information about **FAST** and products and services, please kindly visit our website at www.fast.com.vn.

We do hope to have opportunities to introduce our solutions and services in detail to your company.

Sincerely!

Fast Software Company

FAST FINANCIAL MAIN FUNCTIONS

Fast Financial modules

| No. | Module | No. | Module |
|-----|--------------------------------|-----|---------------------------------|
| 1 | System management | 9 | Project/Construction accounting |
| 2 | General ledger | 10 | Fixed asset |
| 3 | Cash accounting | 11 | Tools and supplies |
| 4 | Sales and account receivable | 12 | Investor accounting |
| 5 | Purchasing and account payable | 13 | Tax report |
| 6 | Inventory accounting | 14 | Personal income tax |
| 7 | Expense management | 15 | Management report |
| 8 | Product costing | | |

Suitable for financial, accounting and tax policies

- **Fast Financial** has been updated amendment following the latest regulations of Ministry of Finance
- **Fast Financial** supports in outputting Value Added Tax, Corporate Income Tax and financial statement to tax declaration software of General Department of Taxation.

Sub-units database management

- Allow 2 working models: centralized database at head office or decentralized database at each sub-unit
- Centralized model: Remote sub-units can access and interactive via the Internet with optimized algorithm and ensure fast working speed
- Decentralized model: Periodically copy input/output data from sub-units to head office.

System security

- Access by username and password
- Allow to authorize to each user or group of users
- Allow access restriction to each menu, window, field, action
- Allow to setup invisible or read-only or read-write fields
- Authorize to each transaction action: view, add new, edit, delete, print, approve
- Authorize to view, add new, edit, delete dictionary list for each user
- Authorize to view, add new, edit, delete in detail by each sub-unit for each user.

Dictionary list management

- Allow user to re-arrange, adjust list fields when they are inputted, viewed and looked up
- Allow to lookup dictionary list in different ways while data inputting
- Manage status of each item: Active/Inactive
- Provide tool to change, merge code of all stored data
- Provide user-defined fields to manage additional information according to specific requirements
- Allow to divide items into groups by different categories to analyze data. Allow to drag and drop while grouping easily.

Transaction (voucher) processing

- Display transaction flow process on screen
- Manage status of each transaction, voucher:
 - On-hold (On preparing)
 - Transferred to GL (Post later)
 - Posted to GL.
- Allow to define, add/remove different transaction codes according to requirements
- Allow to define voucher numbering method; allow/not allow duplicating number of voucher
- Automatically update instant account/customer balance, inventory
- Check instant inventory, credit limit... to allow or prevent transactions
- Allow to add/remove user-defined fields as dictionary fields, number fields, date fields or note fields at master information or detailed information of voucher. Allow user defined position, format, name of these fields
- Provide utilities to lookup data while working with voucher
- Allow to read data from excel files
- Allow to copy and paste within excel files and program directly
- Reorder lines of voucher easily
- Trace transaction history: Created/edited/deleted date, Created/edited/deleted by.

Reports

- Data report of multiple consecutive years
- Multi-period within a year and same period of different years comparison report
- Provide utilities to view/print report
- Display report data as chart forms
- Allow to make quick-reports as user-customized format
- Quick-report technique allows to display fields and width of fields in report by user-defined
- Export reports to different formats: Microsoft Excel, Word, text or XML
- Provide reports allow users to add/remove criteria, define calculation formula
- Drill-down technique allows user to view detailed transaction list from summary report and trace back to original transaction on screen. Allow to edit transaction in case of authorization.

Multi-dimensional data analytics tool – Fast Analytics

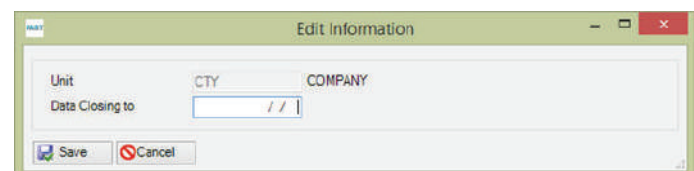
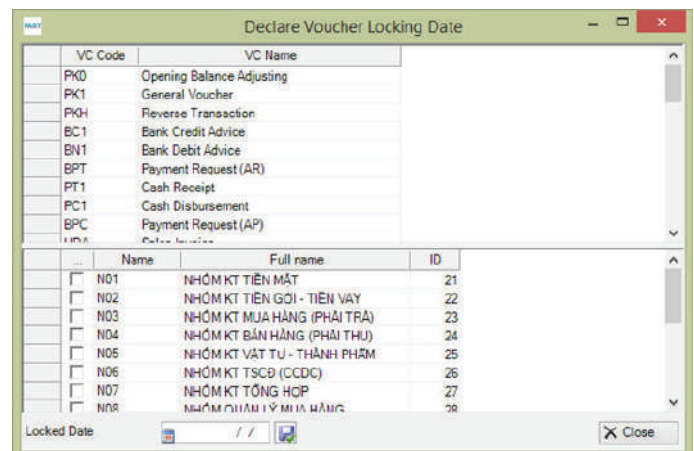
- Allow to analyze data in multi-dimensional form easily by drag-drop function
- Fast processing speed, immediately after changing the way of viewing
- Display data as table, chart forms
- Useful for summary analysis of previous activities and plan for upcoming time.

Multi-currency and dual-currency management

- Option to choose accounting currency: VND or foreign currency by regulation
- Input transaction and output reports in any currency
- Option to choose method of booked (foreign currency exchange) rate calculation: Monthly average, Moving average, FIFO, Specific
- Option to choose data input mode of exchanging to accounting currency or dual currency (to exchange and display dual currency while inputting data).

Language of interface and report

- **Fast Financial** provides interface and reports in Vietnamese or English.



FAST FINANCIAL SYSTEM MANAGEMENT

System Management in Fast Financial includes functions to manage common dictionary list, set up initial well as optional parameters, manage users and data...

Common dictionary list management

- System Management manages common dictionary list of these following
 - Currency list
 - Foreign currency exchange rate list
 - Unit list
 - Department list
 - Voucher list.

Initial and optional parameters

- Initial parameters include: information of company (name, address, tax code...) and information of fiscal year, accounting opening period (inputting date on software)...
- Fast Financial provides different options of bookkeeping form, inventory cost calculation method, booked exchange rate of denominated foreign currency items, vouchers numbering system, color and size of user interface... with the aim of meeting specific requirement of each business.

User management

- Fast Financial allows to secure by password and authorize access to each menu and action in detail (read/edit/delete/add new) for each specific user. In addition, Fast Financial allows to authorize and limit access by group of users to decrease time and tasks for managers. Access authorization by sub-unit code for each user or group of users to enhance data security within sub-units
- User management functions:
 - Define user and access authorization
 - Define group of users and access authorization
 - Access restriction to transactions/vouchers
 - Access restriction to statuses of transactions/voucher
 - Access restriction to reports
 - Access restriction to other options of voucher
 - Access authorization by sub-unit
 - Access authorization report
 - User history.

Data management

- With the aim of data safety, Fast Financial provides function to backup data manual or automatically by schedule, lock data by voucher, sub-unit... Fast Financial has functions to maintain and check data in case of inaccurate in report. If data comes from different sources, this module allows to input/export and store data at main database...
- Data management functions:
 - Backup data
 - Lock data by sub-unit
 - Lock data by voucher
 - Export data
 - Import data
 - Maintain data
 - Check inaccurate report data.

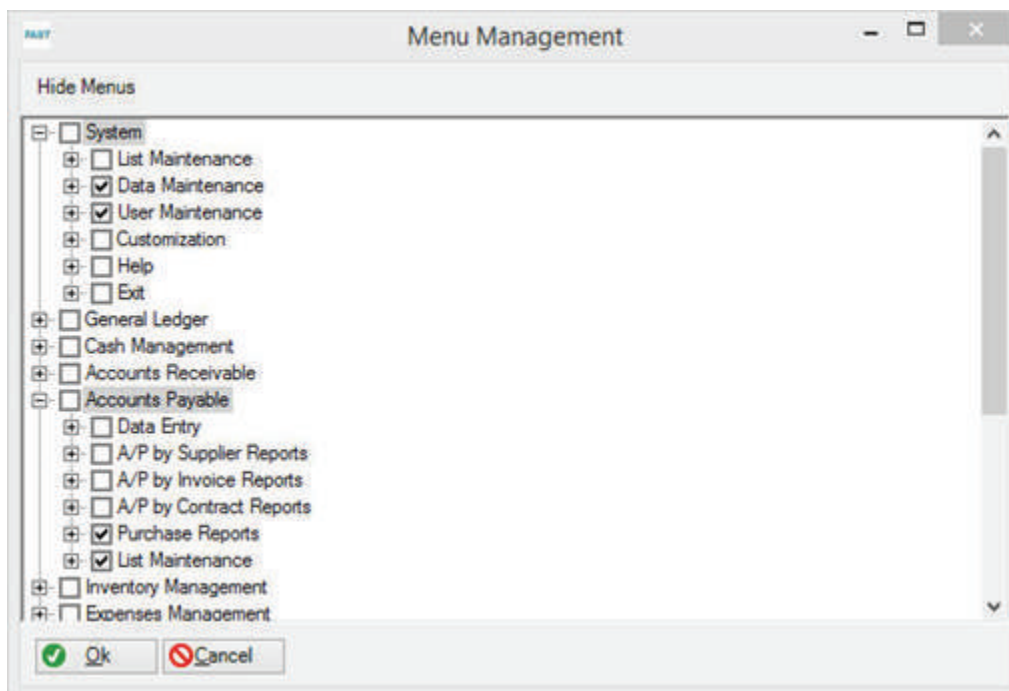
Utilities

- Fast financial provides utilities to define user interface friendly and easily; supports in converting initial data as well as read transactions/ vouchers from excel files...
- Fast Financial provides these following utilities:
 - Define searching by code and/or name for look up screen

- Add/remove fields of dictionary list and transaction screen
- Add reports
- Define width of user-interface
- Define methods of calculating inventory cost, booked exchange rate, fixed asset depreciation
- Define a function of startup with program
- Import data from excel files
- View vouchers inputted, edited and deleted
- Data query
- Define workstation parameters
- Compose emails
- Manage voucher templates, set up logos for vouchers, reports.

Helps

- Fast Financial provides these following helps:
 - Option to choose Vietnamese/English interface
 - User guide
 - Accounting terms
 - Financial, accounting and tax regulation
 - Internal accounting regulations and instructions.



"Menu Management" screen

FAST FINANCIAL GENERAL LEDGER

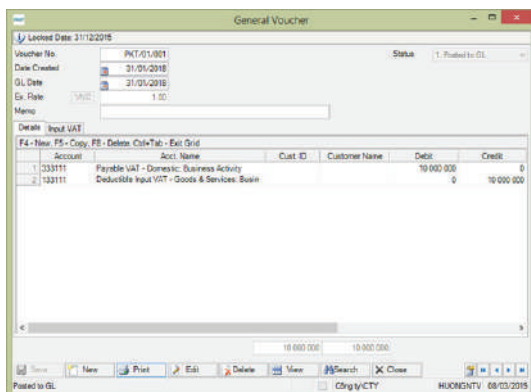
General Ledger in Fast Financial plays an important role of receiving data from other modules. Moreover, this module allows user to input entries stored out of other modules, make adjusting entries, negative/reverse entries, periodical entries, end-of-period foreign exchange rate entries, end-of-period allocation entries, transfer transaction from other modules to GL. General Ledger supports in making financial statements, accounting books and looking up data of the whole system.

Chart of accounts

- Chart of accounts is the backbone of accounting system defined at General Ledger
- GL manages vital functions: parent account, ledger account, liability account, foreign currency account, booked foreign exchange rate calculation method...
- This module allows to define chart of account by regulation and add new sub-accounts with the aim of making financial statements. Users just need to add sub-units supporting in internal management only
- This module allows to create chart of accounts automatically by flexible rules well as merge, change code of accounts related to stored data.

Transaction entry

- General Ledger does transaction entries stored out of other modules. For examples: adjusting entries, depreciation allocation entries, salary...
- This module allows to do reversing entries and negative entries for previous transactions
- This module allows to do entries adjusting opening balance related to chances of financial statements
- General Ledger transfers transactions to GL from other modules.



"General Voucher" Screen

Closing entry

- At the end of accounting period, there has lots of entries such as cost allocation entry, foreign exchange rate entry, transfer entries need to calculate profit and loss... General Ledger allows to define these entries with different parameters before calculating and creating entries automatically without inputting data. This makes tasks at the end of period automatic, accurate and quick.

Financial statement

- GL module allows to define the ways of making financial statement according to the form of Ministry of Finance well as form of internal management requirements
- With the aim of management, GL provides financial statements by time (in multiple accounting periods), sub-units, departments, financial analysis criteria...
- In addition to function of making financial statement for a sub-unit, GL module allows to make financial statement aggregating from sub-units, process required clearance among accounts.

Accounting books

- GL provides accounting book forms by regulations: general journal, journal voucher, journal ledger and ledger activity.

(EN) CTY - CÔNG TY
FAST SOFTWARE COMPANY
Floor 3, CT1B Tower, VOV Area, Me Tri, Nam Tu Liem Dist., Ha Noi

BALANCE SHEET
DAY 31 MONTH 3 YEAR 2018

Currency unit: VND

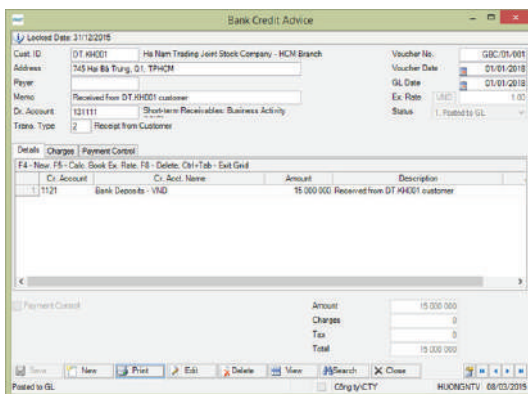
| ASSETS | CODE | INTERPRELATION | CLOSING BAL. | OPENING BAL. |
|--|------------|----------------|-----------------------|-----------------------|
| 1 | 2 | 3 | 4 | 5 |
| A - SHORT-TERM ASSETS | 100 | | 74,863,148,871 | 74,863,148,871 |
| I. CASH AND CASHEQUIVALENTS | 110 | | 20,490,782,734 | 20,490,782,734 |
| 1. Cash | 111 | | 20,490,782,734 | 20,490,782,734 |
| 2. Cash Equivalents | 112 | | | |
| II. SHORT-TERM INVESTMENTS | 120 | | | |
| 1. Trading Securities | 121 | | | |
| 2. Allowances for decline in value of trading securities (*) | 122 | | | |
| 3. Held-to-Maturity Investments | 123 | | | |
| III. SHORT-TERM RECEIVABLES | 130 | | 18,500,446,822 | 18,500,446,822 |
| 1. Short-term trade receivables | 131 | | 18,480,446,822 | 18,480,446,822 |
| 2. Short-term repayments to suppliers | 132 | | | |
| 3. Short-term intra-company receivables | 133 | | | |
| 4. Receivables under schedule of construction contract | 134 | | | |
| 5. Short-term Loans Receivable | 135 | | | |
| 6. Other Short-term Receivables | 136 | | 20,000,000 | 20,000,000 |
| 7. Short-term allowances for doubtful debts (*) | 137 | | | |
| 8. Shortage of assets awaiting resolution | 139 | | | |
| IV. INVENTORIES | 140 | | 35,811,919,315 | 35,811,919,315 |
| 1. Inventories | 141 | | 35,811,919,315 | 35,811,919,315 |
| 2. Allowances for decline in value of inventories (*) | 149 | | | |

FAST FINANCIAL CASH ACCOUNTING

Cash Accounting in Fast Financial supports in tight, accurate and clear receipt and disbursement management. With friendly interface and strong features, this module allows to collect receivable, payment to suppliers and others expenditures in time. With loans, Cash Accounting enables to track multiple interest rates by time, multiple installments /repayments, interest rate calculation, loans' statuses...

Receipt management

- Track receipts by each customer and invoice in detail. In case there has difference between receipt currency and invoice currency, this module allows to convert to invoice currency and account for exchange rate difference while receiving and invoicing
- Allow to collect money of multiple invoices per one receipt, multiple customers per one receipt
- Allow to receive advance payment of customer before allocating to invoice
- Track misc. receipts
- Allow to print receipt vouchers on available template or from software directly.



Disbursement management

- Track payment for each supplier and invoice. In case there has difference between payment currency and invoice currency, this module allows to convert to invoice currency and account for exchange rate difference while paying and receiving invoice
- Allow to payment for multiple invoices per one disbursement and multiple supplies per one disbursement
- Allow advance payment to supplier before allocating to invoice
- Track misc. disbursement
- Provide utilities to track entry Value Added Tax invoices for direct payment of expense
- Allow to print payment voucher, bank notes on available template or from software directly.

Loan management

- Allow to track each loan in detail. Each loan includes multiple interest rates of different periods and due dates

- Make reports of status of loans, interest fees and due date.

Foreign currency management

- Track multiple foreign currencies
- Allow manage and record by real exchange rate and book rate. Automatically calculate book rate, allow user to edit in case of odd numbers. Provide multiple methods to calculate book rate: Specific, Moving average, Monthly average, FIFO
- Allow cross payment of 2 different foreign currencies Calculate and update end-of-period book rate.

Cash flow management

- Allow to plan cash flow by year/month/week, detail by each specific business unit, departments, project/construction/work item
- Allow for tracking the revision of the detailed plan according to each indicator (if any)
- Allow to create, approve encashment orders, standing others detail by each invoice, receiving/disbursement items and allowed to inherit when practiced
- Making statistical reports, comparison reports, evaluating plan cash flow status
- Making plan cash flow reports according to the actual data from different data sources (invoices receivable/payable, purchase/sale contract, loan contracts, deposit maturity, periodic receipts/disbursement...).

e-Banking system connection

- Allow to connect directly with e-Banking system supporting in dealing with transactions and reports from bank returns
- Allow to reconcile data between bank and Fast Financial.

Other modules connection

- Link data of invoice and payment with sales and receivables module, purchasing and payable module
- Automatically post to GL or transfer to GL module to post later.

Reports

- Fast Financial provides summary and detailed reports of cash on hand, cash in bank and loans.

FAST FINANCIAL SALES AND ACCOUNTS RECEIVABLE

Sales and Accounts Receivable in Fast Financial supports functions of sales and money collection process from making orders, contracts to delivery, invoicing, sales returns, adjusting discount, receiving payment from customers and making reports

This module provides sales reports, order/contract/invoice delivery and cash collection tracking reports, AR reports by customer, by invoice and by contract... Sales reports by multiple dimensions support in analyzing and evaluating sales by items, group of items well as by specific customer and group of customers. The function of tracking AR and reports in detail supports in managing receivable of customers easier, enhancing money collection in time.

Customer information

- Record vital information of customer: tax code, address, phone number, fax number, contact person, credit term, credit limit, AR...
- Allow to classify customers by multiple criteria: regions, business types, business sizes... based on requirements of user.

Sales contract information

- Record information related to contract: start date and end date, contract value, payment periods...
- Allow to classify group of contracts by multiple criteria: due date, value...

Sales and cash collection

- Make order and sales contract, invoicing and delivering
- Sales with discounts and promotion goods
- Connect orders, invoice and delivering voucher
- Track due date of invoice
- Print invoice directly from program or on printed available template
- Cash collection from specific customer or multiple customers
- Immediate cash collection in detail by invoice or allocating receivable to invoice after collecting
- Allocate cash receipt directly to each invoices or automatically by criteria: invoice date or due date

- Allocate payment of customers as prepayment or repayment
- Calculate exchange rate difference related to foreign currency
- Provide different screens to different transactions:
 - Make/Place an order
 - Sales invoice
 - Sales price adjustment invoice
 - Sales return
 - Service invoice
 - Service return
 - Service price adjustment invoice
 - Credit/debit memo
 - AR-AP interface
 - Misc. receivable transaction
 - Cash receipt (on hand and in bank).

| Item Code | Item Name | UOM | Pheno... | Site ID | Lot ID | Quantity | SP. C... | Sales Price |
|------------|---------------------------|-----|----------|---------|----------|----------|----------|-------------|
| 1 SP.RP001 | Raw-part - Spray moulding | Kg | 0 | 3ITE1 | LOT01.01 | 100.00 | | 150.000 |
| 2 SP.RP002 | Raw-part - Hot stamping | Kg | 0 | 3ITE1 | LOT01.02 | 50.00 | | 225.000 |
| 3 SP.RP003 | Leather/Vhine.200x.01.D | Kg | 0 | 3ITE1 | 00L01.04 | 75.00 | | 95.000 |

Connect to electronic invoicing software

- Fast Financial already connected to electronic invoicing software Fast e-Invoice, as well as electronic invoicing software of some other suppliers
- Users input invoice information on Fast Financial and make digital signature and then transfer it to electronic invoicing software for issuing... Fill up invoice data just one time.

Comprehensive and flexible AR management

- Manage AR by contract, invoice and customer
- Allow AR clearing between 2 customers or suppliers
- Adjust AR by debit/credit entries
- Allocate cash receipt to invoices in case of difference between invoice and receipt currency
- Adjust AR in detail by each invoice, customer or multiple customers
- Allow to re-evaluate value of unpaid foreign currency invoice by closing exchange rate
- Batch settlement for invoices.

Reports

- This module provides these following group of reports:
 - Sales reports
 - Order reports
 - Contract reports
 - AR reports by invoice
 - AR reports by customer.
- Diverse reports supporting in management and operation requirement
 - Account ledger, account activity
 - Customer AR Confirmation note, AR Comparison note
 - Account summary, account balance
 - Closing balance
 - Analysis report grouped by different criteria: by item, group of items, by customer, group of customers, salesperson, department... Allow to group by 2-3 criteria (2-3 levels)
 - Analysis report by time, sub-unit, department, salesperson...
 - Ordered and delivered comparison report
 - Cash collection status report of contracts, orders
 - Due invoice report
 - Order fulfillment report...

(EN) CITY - CÔNG TY
FAST SOFTWARE COMPANY
Floor 3, CTIB Tower, VOV Area, Me Tri, Nam Tu Liem Dist., Ha Noi

CUSTOMER BALANCE
ACCOUNT: 131 - RECEIVABLES FROM CUSTOMERS
DATE FROM 01/01/2018 TO 31/03/2018

| NO. | CUST. ID | CUST. NAME | OPENING BALANCE | | ARISING | | CLOSING BALANCE | |
|--------------|----------|--|-------------------|--------|--------------------|--------------------|--------------------|--------|
| | | | DEBIT | CREDIT | DEBIT | CREDIT | DEBIT | CREDIT |
| 1 | DT.KH004 | Aura Manufacturing - Trading Company Limited | | | 9.831.250 | 1.831.250 | 8.000.000 | |
| 2 | DT.KH010 | Boochew Dessert Company Limited | 11.255.000 | | 30.492.000 | 4.492.000 | 37.255.000 | |
| 3 | DT.KH009 | Gold Land Build & Investment Joint Stock Company | | | 13.750.000 | 2.750.000 | 11.000.000 | |
| 4 | DT.KH001 | Hi Nam Trading Joint Stock Company- HCM Branch | | | 15.000.000 | | 15.000.000 | |
| 5 | DT.KH005 | Hai Dang Global Company Limited | 5.300.000 | | 41.250.000 | 21.250.000 | 25.300.000 | |
| 6 | DT.KH008 | Miakasa International Company Limited | | | 80.586.000 | 586.000 | 80.000.000 | |
| 7 | DT.KH002 | Nova Sapa Company Limited | 10.000.000 | | 210.375.000 | 65.000.000 | 155.375.000 | |
| 8 | DT.KH006 | R&H Hoa Company Limited | | | 195.277.500 | 5.277.500 | 190.000.000 | |
| 9 | DT.KH007 | Usagi Company Limited | 2.225.700 | | 76.312.500 | 312.500 | 78.225.700 | |
| TOTAL | | | 28.780.700 | | 672.874.250 | 101.499.250 | 600.188.700 | |

PREPARED BY
(Signature, full name)

Dated
CHIEF ACCOUNTANT
(Signature, full name)

FAST FINANCIAL PURCHASING AND ACCOUNTS PAYABLE

Purchasing and Accounts Payable in Fast Financial supports functions of purchasing – payment process, from making order, contract to receiving goods, invoices, return to supplier, payment to supplier and making reports

This module provides purchasing reports, payment and good receiving report of orders, contracts, invoices, AP of supplier report, AP of invoice and contract... Purchasing reports, order fulfillment reports, contracts by multiple criteria support in analyzing, evaluating different suppliers well as making purchasing plan. The function of tracking AP and detailed reports supports in managing AP of suppliers easily, ensure payment in time well as receiving payment discount.

Supplier information

- Record important information of supplier: tax code, address, phone number, fax number, contact person,...
- Allow to classify suppliers into groups by different criteria by regions, business types and business sizes... based on requirements of user.

Contract information

- Record information related to contract: start date and end date, contract value, payment periods...
- Allow to classify contracts into groups by multiple criteria: due date, value...

Purchasing and payment

- Make purchasing order and contract, receive goods and invoice
- Purchase domestic goods, import goods
- Link orders, invoices and goods receipt
- Track due date of invoice
- Immediate payment to invoice in detail or allocating cash to invoice after payment.
- Allocate cash disbursement to invoices directly for each invoice or automatically by different criteria: invoice date or due date
- Allow to allocate cash disbursement as prepayment or repayment
- Calculate exchange rate difference related to foreign currency
- Provide different screens to different transactions:
 - Make/Place an order
 - Domestic purchase invoice
 - Import purchase invoice
 - Purchase receipt - direct issue invoice
 - Purchase fee transaction
 - Return to supplier
 - Service purchase invoice

- Payment of advanced amount
- AP interface
- AP adjustment transaction
- Misc. payable transaction
- Payment to supplier (cash on hand, cash in banks and loans).

Comprehensive and flexible AP management

- Manage AP by contract, invoice and supplier
- Allow AP clearing between 2 suppliers or customers
- Adjust AP by credit/debit memo
- Allow to allocate cash disbursement to invoices in case of difference between invoice and payment currency
- Adjust AP in detail to each invoice, supplier or group of suppliers
- Allow to re-evaluate value of unpaid foreign currency invoice by closing exchange rate
- Batch settlement to invoices.

| Item Code | Item Name | UOM | Site ID | Locat. | Lot ID | Quantity | Price | Amount |
|-----------|---------------------------|-----|---------|--------|----------|----------|------------|-------------|
| 1 SPRF001 | Raw-part - Spray moulding | Kg | SITE1 | | L0T01.01 | 1 000.00 | 250 000.00 | 250 000 000 |
| 2 SPRF002 | Raw-part - Hot stamping | Kg | SITE1 | | L0T01.02 | 500.00 | 75 000.00 | 37 500 000 |
| 3 SPRF003 | Leather White 200x 01.D | Kg | SITE1 | | 03LOT.03 | 800.00 | 120 000.00 | 96 000 000 |

Reports

- This module provides these following group of reports:
 - Purchasing report
 - Purchasing order report
 - Purchasing contract report
 - AP report by invoice
 - AP report by supplier.
- Provide comprehensive reports supporting in management and operation requirements
 - Account ledger, account activity
 - Supplier AP Confirmation sheet, AP Comparison sheet
 - Account summary, Account balance
 - Closing balance
 - Analysis report grouped by multiple criteria. Allow to group by 2 criteria (2 levels)
 - Analysis report by time, sub-unit, department
 - Payment status report of contracts, invoices
 - Due invoice report.

(EN) CTY - CÔNG TY
FAST SOFTWARE COMPANY
Floor 3, CT1B Tower, VOV Area, Me Tri, Nam Tu Liem Dist., Ha Noi

PAYMENT TRANSACTION LIST BY INVOICE
DATE FROM 01/01/2018 TO 31/03/2018

| VOUCHER | | DESCRIPTION | AMOUNT | PAID |
|---|---------------|-----------------------------------|--------------------|-------------------|
| DATE | NO. | | | |
| B9 Beverages Company Limited (DT.CC001) | | | | |
| 01/01/2018 | PN 0000003 | Purchasing products from supplier | 408.500.000 | |
| 13/01/2018 | UNC PC/01/001 | Payment for invoice 0000003 | | 8.500.000 |
| INVOICE TOTAL: | | | 408.500.000 | 8.500.000 |
| REMAINING AMOUNT: | | | 400.000.000 | |
| SUPPLIER TOTAL: | | | 408.500.000 | 8.500.000 |
| REMAINING AMOUNT: | | | 400.000.000 | |
| Fuka Trade Company Limited (DT.CC002) | | | | |
| 01/01/2018 | PN 0008155 | Purchasing products from supplier | 106.500.000 | |
| 14/02/2018 | UNC PC/02/001 | Payment for invoice 0008155 | | 56.500.000 |
| INVOICE TOTAL: | | | 106.500.000 | 56.500.000 |
| REMAINING AMOUNT: | | | 50.000.000 | |
| SUPPLIER TOTAL: | | | 106.500.000 | 56.500.000 |
| REMAINING AMOUNT: | | | 50.000.000 | |
| Ma Vi Na Ho Chi Minh City Company Limited (DT.CC003) | | | | |
| 01/01/2018 | PN 0002235 | Purchasing products from supplier | 70.170.000 | |
| 03/03/2018 | UNC PC/03/001 | Payment for Invoice 0002235 | | 11.170.000 |
| INVOICE TOTAL: | | | 70.170.000 | 11.170.000 |
| REMAINING AMOUNT: | | | 59.000.000 | |
| SUPPLIER TOTAL: | | | 70.170.000 | 11.170.000 |
| REMAINING AMOUNT: | | | 59.000.000 | |
| TOTAL | | | 585.170.000 | 76.170.000 |
| | | | 509.000.000 | |

Dated _____/_____/_____

PREPARED BY
(Signature, full name)

FAST FINANCIAL INVENTORY ACCOUNTING

Inventory accounting in Fast Financial tracks material receiving, issuing, and transferring, manages items in detail by location, lots, expiry date and unit of measure. Inventory cost can be calculated by different methods. Detailed and summary reports provide comprehensive management information.

Item information

- Record information of item: code, name, unit of measure (measure), accounts...
- Classify items by type: material, tool and supply, goods, WIP products, finished products
- Classify items by management requirements up to 3 groups of criteria
- Manage by multiple units of measure
- Manage by lots and expiry date
- Items ranking based on annual usage by ABC criteria
- Allow to merge codes, with "UOM" included in data tables.

Warehouse and location

- No limit in number of warehouse and location
- Track stocks at agencies, goods on consignment.

Receiving and issuing transactions

- Receiving from production, transfer in, misc. receiving

- Material requisition, issuing for production, transfer out, misc. issuing.

Inventory cost calculation

- Monthly average and daily moving average cost
 - Option to calculate a cost of item for all warehouses and specific cost for each warehouse
 - Automatically apply difference of issuing cost in average costing to the last issuing voucher or create new issuing
 - Calculate average cost in case of transferring within warehouses.
- FIFO cost by date or month.

| Item Code | Item Name | UOM | Site ID | Location ID | Lot ID | Quantity | SP Cost | Price | Amount | Reason Code | Dr. Acct | Cr. Account | Job |
|------------|---------------------------|-----|---------|-------------|--------|----------|---------|----------|------------|-------------|----------|-------------|-----|
| 1 SP RP001 | Raw-part - Spray moulding | Kg | SITE1 | | | 1 256.00 | | 0 | 0 | 1111 | 1111 | 1561 | |
| 2 SP RP002 | Raw-part - Hot stamping | Kg | SITE1 | | | 1 100.00 | | 10 000 | 11 000 000 | 1111 | 1111 | 1561 | |
| Total | | | | | | | | 2 356.00 | 11 000 000 | | | | |

"Issuing Transaction" data-entry screen example

Reports

- Provide 3 groups of reports: receiving report, issuing report and inventory report
- Provide comprehensive reports supporting in management and operation requirements:
 - Stock ledger, stock activity
 - In-out summary, stock sheet
 - Report by warehouse, location and lots
 - Stock sheet in quantity and amount
 - Inventory report by ages, items slow-moving, due-to-expire items, out-of-date items, inventory by norm
 - Analysis report grouped by multiple criteria. Allow to group by 2 criteria (2 levels).

(EN) CITY - CÔNG TY
FAST SOFTWARE COMPANY
Floor 3, CT1B Tower, VOV Area, Me Tri, Nam Tu Liem Dist., Ha Noi

STOCK SUMMARY BY ITEM - LOT
SITE: ALL SITES
DATE FROM 01/01/2018 TO 31/03/2018

| NO. | ITEM CODE | ITEM NAME | UOM | OPENING BALANCE | RECEIPT | ISSUE | CLOSING BALANCE |
|--------------|-----------|---------------------------|-----|-----------------|-----------------|-----------------|-----------------|
| | SPRP001 | Raw-part - Spray moulding | Kg | 1.000,00 | 1.500,00 | 1.254,00 | 1.244,00 |
| 1 | LOT01.01 | Lot LOT01.1 - M01/2018 | Kg | 1.000,00 | | 1.256,00 | (256,00) |
| 2 | LOT03.01 | Lot LOT03.01 03/2018 | Kg | | 1.500,00 | | 1.500,00 |
| | SPRP002 | Raw-part - Hot stamping | Kg | | 1.500,00 | 1.100,00 | 400,00 |
| 1 | LOT01.02 | Lot LOT01.2 - M01/2018 | Kg | | 1.500,00 | 1.100,00 | 400,00 |
| | SPRP003 | Leather White 200x 01.D | Kg | 3.000,00 | 1.500,00 | 900,00 | 3.600,00 |
| 1 | 03LOT.01 | Lot M02/2018 LOT.01 | Kg | | 1.500,00 | | 1.500,00 |
| 2 | 03LOT.02 | Lot M02/2018 LOT.02 | Kg | 700,00 | | | 700,00 |
| 3 | 03LOT.03 | Lot M02/2018 LOT.03 | Kg | | | 500,00 | (500,00) |
| 4 | 03LOT.04 | Lot M02/2018 LOT.04 | Kg | 1.500,00 | | | 1.500,00 |
| 5 | 03LOT.05 | Lot M02/2018 LOT.05 | Kg | 800,00 | | 400,00 | 400,00 |
| TOTAL | | | | 4.000,00 | 4.500,00 | 3.256,00 | 5.244,00 |

PREPARED BY
(Signature, full name)

Dated _____
CHIEF ACCOUNTANT
(Signature, full name)

[Chief Accountant]

Page 11

"Stock summary by item-lot" Screen

FAST FINANCIAL FIXED ASSET MANAGEMENT

Fixed Asset Management in Fast Financial records essential information of fixed asset from purchasing to liquidation, supports users to handle fixed asset usage status and information of fixed asset at any time. This module allows users choose depreciation calculation methods, calculate and allocate depreciation expense, create allocation accounting entries for depreciation expense...

Fixed asset information

- Record information of fixed asset: original value, depreciation expense, remain value, capital, using department, usage aims, manufacturing country, date of using...
- Classify fixed asset by different criteria groups
- Provide user-defined fields to manage information of fixed asset by specific requirements
- Provide related default accounts (asset, depreciation, expense) to support in creating depreciation accounting entries automatically
- Track accessories, tools.

Fixed asset changes updating

- Adjust fixed asset value
- Transfer Change using department
- End of fixed asset depreciation
- Fixed asset decreasing of liquidation, assignment.

Fixed asset depreciation calculation and allocation

- Calculate fixed asset depreciation in 3 methods: straight line, quantity, adjusted reducing balance
- Adjust depreciation after calculating
- Allocate fixed asset depreciation for different objects: by expense accounts, department, projects...
- Create fixed asset depreciation allocation accounting entry.

"Fixed asset" data-entry screen example

Reports

- Provide 3 groups of reports:
 - Fixed asset statistic reports
 - Fixed asset increasing/decreasing reports
 - Fixed asset depreciation reports.
- Provide comprehensive reports supporting in management and operation requirements
 - Detailed reports of fixed asset, increasing/decreasing, depreciation, fully depreciated in use, using department transfer...
 - Summary reports of fixed asset value, increasing/decreasing, depreciation, depreciation allocation...
 - Analysis reports grouped by different criteria: fixed asset type, department, group of asset...
 - Print fixed asset handled reports, fixed asset repair handover reports, liquidation reports
 - Print fixed asset cards and books followed by regulation.

"Increase/Decrease Situation Summary Report" Screen report

FAST FINANCIAL TOOLS AND SUPPLIES MANAGEMENT

Tools and Supplies in Fast Financial records essential information of tools and supplies from purchasing to liquidation or broken-down, provides full information to support in management requirements.

Tools and supplies information

- Record information: quantity, original value, depreciation, remain value, using department, usage aims, manufacturing country, date of using...

Classify tools and supplies by different criteria groups

- Provide user-defined fields to manage information of tools and supplies by specific requirements
- Provide related default accounts (tools and supplies, pending-distribution expense, expense) to create tools and supplies expense allocation accounting entries automatically.

Tools and supplies changes updating

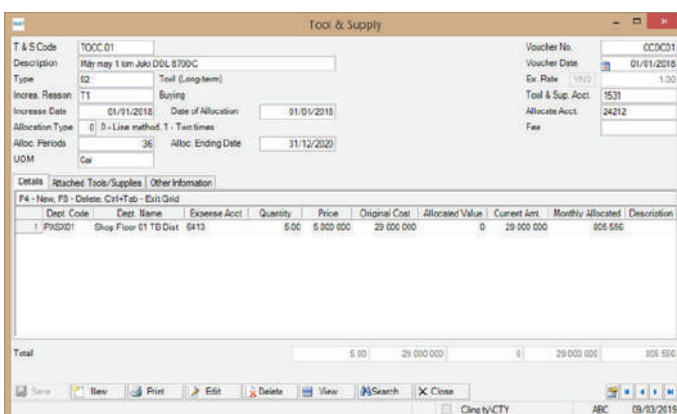
- Tools and supplies transfer
- Tools and supplies disposal
- Tools and supplies broken-down
- End of tools and supplies expense distribution.

Tools and supplies expense calculation and allocation

- Calculate tools and supplies expense distribution in 2 ways: by periods or 2 times – time of starting usage and when it is broke down
- Allocate tools and supplies expense for different objects: expense accounts, department, projects...
- Create tools and supplies expense allocation accounting entries.

Reports

- Provide 3 groups of reports
 - Tools and supplies statistic reports
 - Tools and supplies increasing/decreasing reports
 - Tools and supplies expense reports.
- Provide comprehensive reports supporting in management and operation requirements
 - Detailed reports of tools and supplies, increasing/decreasing, expense, fully depreciated in use, using department transfer...
 - Summary reports of tools and supplies value, increasing/decreasing, depreciation, expense allocation...
 - Analysis reports grouped by different criteria: type, using department, group of tools and supplies...
 - Print tools and supplies handled reports, tools and supplies repair handover reports, liquidation reports
 - Print tools and supplies cards and books followed by regulation.



"Tool & Supply" Screen

| No. | TOOL & SUPPLY NAME | TOOL & SUPPLY CODE | INK. DATE | DEPRECIATION | ALLOCATED | ORIGINAL COST | MONTHLY ALLOCATED | REMAINING BAL. |
|-----|--------------------------------------|--------------------|------------|--------------|-----------|---------------|-------------------|----------------|
| 1 | Shovel (Hand) 1 Penda Juki DDL 8700C | TOCC-01 | 01/01/2018 | 30.00 | 3.00 | 29,000,000 | 2,416,667 | 26,583,333 |
| 2 | Shovel (Hand) 1 Penda Juki DDL 8700C | TOCC-02 | 01/01/2018 | 20.00 | 2.00 | 20,000,000 | 1,666,667 | 18,333,333 |
| 3 | Shovel (Hand) 1 Penda Juki DDL 8700C | TOCC-03 | 01/01/2018 | 20.00 | 2.00 | 20,000,000 | 1,666,667 | 18,333,333 |
| 4 | Shovel (Hand) 1 Penda Juki DDL 8700C | TOCC-04 | 01/01/2018 | 20.00 | 2.00 | 20,000,000 | 1,666,667 | 18,333,333 |
| 5 | Shovel (Hand) 1 Penda Juki DDL 8700C | TOCC-05 | 01/01/2018 | 20.00 | 2.00 | 20,000,000 | 1,666,667 | 18,333,333 |
| | | | | TOTAL | 20.00 | 2,000,000 | 166,667 | 1,833,333 |

"Tool & Supply Expenses Allocation by Department Report" Screen

FAST FINANCIAL PRODUCT COSTING

Product costing module in Fast Financial allows to calculate cost of products in different ways: norm, rate, direct expense or combination of these ways. This module supports complex costing calculation in different ways of expense gathering and allocation by multiple stages, steps and enables to calculate cost for specific business sub-unit... Product costing module will be customized by FAST to calculate cost of products based on specific requirement.

Costing objects

- Costing objects: products/WIP, workshops/ manufacturing stages, manufacturing orders/sales orders
- Cost calculating in detail by expense factors and material by requirements
- This module allows to calculate for specific sub-unit of company.

Expense gathering

- Manufacturing expense can be gathered in different ways covering all cases:
 - Gather expenses allocated to costing objects directly (by departments, manufacturing orders, products)
 - Gather manufacturing expenses by accounts, workshops/manufacturing stages, indirect departments, manufacturing orders and allocate for related costing objects
 - Support users to define the gathering ways flexibly.

Expense allocation and allocation accounting entries creating

- Provide multiple ways of expense allocation
 - By bill of material
 - By quantity of produced product
 - By coefficient
 - Through intermediate objects for specific cases before allocating for costing objects
 - By other expense factors.
- Expense allocation for costing objects are recorded to GL or input manually by users according to report results.

Cost of products calculation by each step or multiple steps

- This module supports in calculating cost of products by each step, viewing result of each step before moving to next step
- This module allows to define multiple steps combination or all steps in line supporting in calculating quickly, especially in case of calculating in multiple steps and stages.

Quick speed of product costing calculation

- This module is optimized for quick speed of product costing calculation, especially in case of large data volume.

Utilities

- Provide these following features and utilities for costing process:
 - Define material replacement (if available) in BOM
 - Create planned cost of products
 - Check data: Data checking takes vital role due to costing data collected from different modules and by different data entry accountants leading to multiple mistakes. This module provides features to check data for different error types
 - Calculate cost of WIP by estimating respective finished products. Allow to evaluate conversion rate of respective finished products in detail by each cost factor of WIP. Determine cost of WIP by counting material of products at the end of period
 - Adjust cost of products after calculating well as opening cost of next period.

Reports

- This module provides different cost of product reports, both detailed and summary report, by cost factors, material in detail, actual and norm cost comparison....

(EN) CTY - Công ty CP SX - XD - TM ABC
FAST SOFTWARE COMPANY
Floor 3, CTIB Tower, VOV Area, Me Tri, Nam Tu Liem Dist., Ha Noi

COST DETAIL OF PRODUCT BY ITEM
PERIOD FROM 2 YEAR 2018 TO PERIOD 2 YEAR 2018

| NO. | DEPT. | MO NUMBER | FACTOR ID | ITEM CODE | ITEM NAME | OPENING WP | ARISING VALUE | COST TOTAL | CLOSING WP | UNIT COST |
|--------------|----------|-----------|-----------|--------------|--------------------------|--------------------|----------------------|--------------------|--------------------|----------------|
| 1 | CT.CD001 | CT.DH001 | | CT.BTP.00001 | Semi-Finished Goods B001 | | 15.500.000 | 15.500.000 | | 5.000 |
| | | | 62111 | CT.VLC.00001 | Raw Materials V001 | | 3.100.000 | 3.100.000 | | 1.000 |
| | | | 62111 | CT.VLC.00002 | Raw Materials V002 | | 12.400.000 | 12.400.000 | | 4.000 |
| 2 | CT.CD001 | CT.DH001 | | CT.BTP.00002 | Semi-Finished Goods B002 | | 180.000.000 | 180.000.000 | | 18.000 |
| | | | 62111 | CT.VLC.00002 | Raw Materials V002 | | 60.000.000 | 60.000.000 | | 6.000 |
| | | | 62111 | CT.VLC.00003 | Raw Materials V003 | | 120.000.000 | 120.000.000 | | 12.000 |
| 3 | CT.CD002 | CT.DH001 | | CT.IPH.00001 | Finished Goods T001 | 22.343.845 | 131.039.995 | 117.987.569 | 35.396.271 | 117.988 |
| | | | 62121 | CT.BTP.00001 | Semi-Finished Goods B001 | 21.343.845 | 125.539.995 | 112.987.569 | 33.896.271 | 112.988 |
| | | | 62122 | CT.VLP.00001 | Sub-Materials P001 | 1.000.000 | 5.500.000 | 5.000.000 | 1.500.000 | 5.000 |
| 4 | CT.CD002 | CT.DH001 | | CT.IPH.00002 | Finished Goods T002 | 119.970.683 | 697.724.267 | 628.996.116 | 188.698.835 | 314.498 |
| | | | 62121 | CT.BTP.00002 | Semi-Finished Goods B002 | 115.970.683 | 675.724.267 | 608.996.116 | 182.698.835 | 304.498 |
| | | | 62122 | CT.VLP.00001 | Sub-Materials P001 | 4.000.000 | 22.000.000 | 20.000.000 | 6.000.000 | 10.000 |
| TOTAL | | | | | | 142.314.529 | 1.024.264.262 | 942.483.685 | 224.095.106 | 455.486 |

Dated

PREPARED BY
(Signature, full name)

CHIEF ACCOUNTANT
(Signature, full name)

(EN) CTY - Công ty CP SX - XD - TM ABC
FAST SOFTWARE COMPANY
Floor 3, CTIB Tower, VOV Area, Me Tri, Nam Tu Liem Dist., Ha Noi

Tax Code: 0100727825

COST OF PRODUCT CARD
PERIOD FROM 2 YEAR 2018 TO PERIOD 2 YEAR 2018
PRODUCT: FINISHED GOODS T001
DEPT. (SECTION): CT.CD002

QUANTITY: 1000.00

| NO. | CODE | DESCRIPTION | OPENING WP | ARISING | CLOSING WP | AMOUNT | PRICE |
|--------------|-------|---|-------------------|--------------------|-------------------|--------------------|----------------|
| 1 | 01 | Cost for Direct Raw Materials | 22.343.845 | 131.039.995 | 35.396.271 | 117.987.569 | |
| | 62121 | Cost for Main Raw Materials: Stage 2 | 21.343.845 | 125.539.995 | 33.896.271 | 112.987.569 | 112.988 |
| | 62122 | Cost for Secondary Raw Materials: Stage 2 | 1.000.000 | 5.500.000 | 1.500.000 | 5.000.000 | 5.000 |
| 2 | 02 | Cost for Direct Labors | 3.572.727 | 34.363.636 | 4.948.221 | 32.988.142 | |
| | 6222 | Cost for Labors: Stage 2 | 3.572.727 | 34.363.636 | 4.948.221 | 32.988.142 | 32.988 |
| 3 | 03 | Factory Overhead | | 25.853.502 | | 25.853.502 | |
| | 6271 | Indirect Labors Cost | | 4.432.385 | | 4.432.385 | 4.432 |
| | 6272 | Auxiliary Materials Cost | | 4.800.000 | | 4.800.000 | 4.800 |
| | 6273 | Tools and Supplies Cost | | 6.217.391 | | 6.217.391 | 6.217 |
| | 6274 | FA Depreciation Cost | | 3.695.652 | | 3.695.652 | 3.696 |
| | 6277 | External Services Cost | | 3.726.708 | | 3.726.708 | 3.727 |
| | 6278 | Other Expenses | | 2.981.366 | | 2.981.366 | 2.981 |
| TOTAL | | | 25.916.572 | 191.257.133 | 40.344.492 | 176.829.213 | 176.829 |

Dated

PREPARED BY
(Signature, full name)

CHIEF ACCOUNTANT
(Signature, full name)

FAST FINANCIAL PROJECT AND CONSTRUCTION MANAGEMENT

Project and construction management in Fast Financial supports in gathering expense, revenue in other modules related to projects, construction to calculate cost, make profit/loss reports for each period or accumulation from initiation of construction.

Projects, construction information

- Record information of project: code, name, customer, sales department, executive/deploy department, date of signing, starting date and ending date, value of project...
- Define sub-projects in multiple levels: project, construction, work item... Divide projects and construction into groups with different criteria to make reports by requirements.

Reports

- Detailed and summary reports by projects and construction
- AR/AP reports by projects and construction
- Reports of expense, cost, profit/loss of projects, construction for specific period or accumulation from starting of the year well as from initiation of construction
- Multi-level summary reports by sub-projects
- Analysis reports by different groups of criteria.

(EN) CTY - CÔNG TY
FAST SOFTWARE COMPANY
Floor 3, CTIB Tower, VOV Area, Me Tri, Nam Tu Liem Dist., Ha Noi

INCOME STATEMENT REPORT BY JOB

DATE FROM 01/01/2018 TO 31/03/2018

| NO. | JOB NAME | ARISING AMOUNT IN PERIOD | | | | | |
|-----|--------------|--------------------------|------------------|-------------------------|----------------------|----------------------|----------------------|
| | | COST PRICE | SALE EXPENSES | ADMINISTRATIVE EXPENSES | TOTAL | GROSS REVENUE | PROFIT (LOSS) |
| 1 | NLI.000.CT01 | | 182.863 | 3.844.509 | | 4.027.372 | (4.027.372) |
| 2 | NLI.000.CT02 | 736.856.505 | 5.224.693 | 110.243.086 | 852.324.284 | 2.000.000.000 | 1.147.675.716 |
| 3 | NLI.000.CT03 | 1.330.401.621 | 364.141 | 7.655.635 | 1.338.421.397 | 1.800.000.000 | 461.578.603 |
| 4 | NLI.000.CT04 | 834.347.074 | 155.406 | 3.767.223 | 838.269.703 | 1.000.000.000 | 161.730.297 |
| 5 | NLI.000.CT05 | 665.785.615 | 22.897 | | 665.808.512 | 600.000.000 | (65.808.512) |
| | TOTAL | 3.567.390.815 | 5.950.000 | 125.510.453 | 3.698.851.268 | 5.400.000.000 | 1.701.148.732 |

| NO. | JOB NAME | YEAR-TO-DATE AMOUNT | | | ACCUMULATION FROM WORK START | | |
|-----|--------------|----------------------|----------------------|----------------------|------------------------------|----------------------|----------------------|
| | | TOTAL | GROSS REVENUE | PROFIT (LOSS) | TOTAL | GROSS REVENUE | PROFIT (LOSS) |
| 1 | NLI.000.CT01 | 4.027.372 | | (4.027.372) | 4.027.372 | | (4.027.372) |
| 2 | NLI.000.CT02 | 852.324.284 | 2.000.000.000 | 1.147.675.716 | 1.452.324.284 | 2.850.000.000 | 1.397.675.716 |
| 3 | NLI.000.CT03 | 1.338.421.397 | 1.800.000.000 | 461.578.603 | 1.338.421.397 | 1.800.000.000 | 461.578.603 |
| 4 | NLI.000.CT04 | 838.269.703 | 1.000.000.000 | 161.730.297 | 1.113.893.703 | 1.350.000.000 | 236.106.297 |
| 5 | NLI.000.CT05 | 665.808.512 | 600.000.000 | (65.808.512) | 665.808.512 | 600.000.000 | (65.808.512) |
| | TOTAL | 3.698.851.268 | 5.400.000.000 | 1.701.148.732 | 4.574.475.268 | 6.600.000.000 | 2.025.524.732 |

PREPARED BY _____ Dated: _____
(Signature, full name) CHIEF ACCOUNTANT
(Signature, full name)

(EN) CTY - Công ty CP SX - XD - TM ABC
FAST SOFTWARE COMPANY
Floor 3, CTIB Tower, VOV Area, Me Tri, Nam Tu Liem Dist., Ha Noi

JOB COST SUMMARY

DATE FROM 01/01/2018 TO 31/03/2018

| NO. | JOB ID | JOB NAME | OPENING BALANCE | COST OF DIRECT RAW MATERIALS | COST FOR DIRECT LABOR | COST FOR EXECUTING THE WORK | COST FOR GENERAL OPERATIONS | TOTAL | COST PRICE | CLOSING BALANCE |
|-----|--------------|--------------|--------------------|------------------------------|-----------------------|-----------------------------|-----------------------------|----------------------|----------------------|----------------------|
| 1 | NLI.000.CT01 | NLI.000.CT01 | | 786.746.652 | 357.000.000 | 656.500 | 12.244.204 | 1.156.627.356 | | 1.156.627.356 |
| 2 | NLI.000.CT02 | NLI.000.CT02 | 503.413.784 | 4.702.423.888 | 416.500.000 | | 22.375.901 | 5.141.299.789 | 736.856.505 | 4.907.857.068 |
| 3 | NLI.000.CT03 | NLI.000.CT03 | | 1.040.162.655 | 238.000.000 | 15.500.000 | 39.586.271 | 1.333.248.926 | 1.330.401.621 | 2.847.305 |
| 4 | NLI.000.CT04 | NLI.000.CT04 | | 828.937.524 | 243.950.000 | 45.720.000 | 8.117.432 | 1.126.724.956 | 834.347.074 | 292.377.882 |
| 5 | NLI.000.CT05 | NLI.000.CT05 | | 751.125.960 | 214.200.000 | | 24.031.824 | 989.357.784 | 665.785.615 | 323.572.169 |
| | | TOTAL | 503.413.784 | 8.109.396.679 | 1.469.650.000 | 61.856.500 | 106.355.632 | 9.747.258.811 | 3.567.390.815 | 6.683.281.780 |

PREPARED BY _____ Dated: _____
(Signature, full name) CHIEF ACCOUNTANT
(Signature, full name)

FAST FINANCIAL EXPENSE MANAGEMENT

Expense management in Fast Financial provides expense reports by business-units, department, accounts and expense codes and compares actual expense and budget supporting in summarize (summarizing) and analyzing occurred expense and making expense management decisions effectively.

Expense information

- Expense codes can be defined by sub-accounts or expense codes list
- Expense codes can be classified into groups by higher level accounts or group list of expense codes.

Budgeting

- Define for each business-unit, department, account, expense code and period.

Reports

- Detailed and summary reports by multiple objects: business-unit, departments, account, sub-account, expense code, accounting period
- Comprehensive reports supporting in analysis and comparison for multiple accounting periods, business-units, departments...
- Actual expense and budget comparison reports.

(EN) CTY - CÔNG TY
FAST SOFTWARE COMPANY
Floor 3, CT1B Tower, VOV Area, Me Tri, Nam Tu Liem Dist., Ha Noi

EXPENSES ARISING SUMMARY REPORT

DATE FROM 01/01/2018 TO 31/03/2018

| NO. | FEE ID | DESCRIPTION | ARISING | ACCUMULATE |
|--------------|-----------|---|-------------------|-------------------|
| | | CT.HCNS - Personnel Administration Department | 15.632.000 | 15.632.000 |
| 1 | 600.2.211 | Fixed asset depreciation | 15.632.000 | 15.632.000 |
| | | CT.KD01 - Business Department | 1.769.333 | 1.769.333 |
| 1 | 600.2.001 | Selling expenses | 569.333 | 569.333 |
| 2 | 600.2.002 | General & administration expenses | 1.200.000 | 1.200.000 |
| | | CT.KT01 - Accounting Department | 3.968.000 | 3.968.000 |
| 1 | 600.3.001 | Outside purchasing services cost | 3.968.000 | 3.968.000 |
| | | CT.PXSX - Shop Floor 001 | 23.260.833 | 23.260.833 |
| 1 | 600.1.001 | Material cost | 15.600.000 | 15.600.000 |
| 2 | 600.1.002 | Employees cost | 6.397.833 | 6.397.833 |
| 3 | 600.1.003 | General operation cost | 1.263.000 | 1.263.000 |
| TOTAL | | | 44.630.166 | 44.630.166 |

PREPARED BY
(Signature, full name)

Dated

CHIEF ACCOUNTANT
(Signature, full name)

[Chief Accountant]

FAST FINANCIAL USER-DEFINED FIELDS MANAGEMENT

Aside from common management objects such as contracts, projects, departments... businesses have demands to manage other specific objects also. Fast Financial allows user define and manage these objects by free fields without software customization.

User-defined fields information

- Fast Financial provides 3 fields as dictionary list to manage specific objects by requirement of business
- Users can define position on screens to input data for these fields
- Allow to classify free fields into groups by different criteria supporting in data analysis.

Reports

- This module provides available detailed and summary reports for each user-defined field.

(EN) CTY - CÔNG TY
FAST SOFTWARE COMPANY
Floor 3, CTIB Tower, VOV Area, Me Tri, Nam Tu Liem Dist., Ha Noi

FREE1 BALANCE
ACCOUNT: 1111 - CASH IN VND
DATE FROM 01/01/2018 TO 31/03/2018

| NO. | FREE 1 | FREE 1 NAME | OPENING BALANCE | | ARISING | | CLOSING BALANCE | |
|--------------|---------|---------------------------|-------------------|-------------------|--------------------|-------------------|--------------------|------------------|
| | | | DEBIT | CREDIT | DEBIT | CREDIT | DEBIT | CREDIT |
| 1 | TD.CP01 | Inventory Purchases | 35.263.000 | | 55.963.000 | 15.693.332 | 75.532.668 | |
| 2 | TD.CP03 | Maintenance | 5.000.000 | | 12.000.000 | | 17.000.000 | |
| 3 | TD.CP02 | Payroll, Social insurance | | 35.699.000 | 26.789.333 | | | 8.909.667 |
| 4 | TD.KHAC | Revenue (Other) | 15.361.000 | | 7.000.000 | 3.466.000 | 18.895.000 | |
| 5 | TD.TM01 | Sales Revenue (Domestic) | | | 102.300.569 | | 102.300.569 | |
| 6 | TD.TM02 | Sales Revenue (Export) | | | 68.956.471 | 263.333 | 68.693.138 | |
| TOTAL | | | 55.624.000 | 35.699.000 | 273.009.373 | 19.422.665 | 282.421.375 | 8.909.667 |

Dated:

CHIEF ACCOUNTANT
(Signature, full name)

PREPARED BY
(Signature, full name)

[Chief Accountant]

Page 1/1

"Free balance" Screen

FAST FINANCIAL INVESTOR ACCOUNTING

Investor accounting in Fast Financial supports businesses with activities in investing to capital construction. In case business organizes project management team separated from accounting activities, this module supports this team in accounting well as managing activities as investor required. This module allows to organize list of projects, construction, work items to gather related expense, make financial statements, bookkeeping according to regulation of accounting rules for investor

Project and construction information

- Record information of project: code, name, customer, date of signing, starting date, ending date, value of project...
- Define sub-projects in multiple levels: project, construction, work item... Divide projects into groups by different criteria supporting in making reports as required
- Define criteria of reports such as expense of construction, equipment...
- Input budget, plan for project and plan for project indicators.

- Misc. expense report
- Balance sheet
- Explanation to the financial statements.

Investor bookkeeping

- Detailed book of capital investment
- Construction expense book
- Misc. expense book
- Project management team expense book.

Reports

- Capital investment report
- Detailed capital investment report
- Investment report by project, construction, work item
- Settlement report on capital investment of completed project, construction, work item
- Investment report
- Expense of project management team report

| STRUCTURE OF INVESTMENT SOURCE | | | INVESTMENT IMPLEMENTATION | | | COMPLETE INVESTMENT, HAND-OVER AND APPROVED | | | INVESTMENT ACTUAL CLOSING |
|--------------------------------|---------------------------|------------|---------------------------|---------------------------|----------------------|---|---------------------------|----------------------|---------------------------|
| APPROVED INVESTMENT PLAN | INVESTMENT ACTUAL OPENING | | ARISING | ACCU. FROM YEAR BEGINNING | ACCU. FROM BEGINNING | ARISING | ACCU. FROM YEAR BEGINNING | ACCU. FROM BEGINNING | |
| 1. Construction Expenses | 900.000.000 | 30.000.000 | 100.000.000 | 100.000.000 | 300.000.000 | 75.000.000 | 75.000.000 | 225.000.000 | 55.000.000 |
| DA1.000.0000 | 900.000.000 | 30.000.000 | 100.000.000 | 100.000.000 | 300.000.000 | 75.000.000 | 75.000.000 | 225.000.000 | 55.000.000 |
| DA1.CT1.0000 | 450.000.000 | 15.000.000 | 50.000.000 | 50.000.000 | 150.000.000 | 38.000.000 | 38.000.000 | 114.000.000 | 27.000.000 |
| DA1.CT1.HM01 | 250.000.000 | 10.000.000 | 30.000.000 | 30.000.000 | 90.000.000 | 24.000.000 | 24.000.000 | 72.000.000 | 16.000.000 |
| DA1.CT1.HM02 | 200.000.000 | 5.000.000 | 20.000.000 | 20.000.000 | 60.000.000 | 14.000.000 | 14.000.000 | 42.000.000 | 11.000.000 |
| DA1.CT2.0000 | 450.000.000 | 15.000.000 | 50.000.000 | 50.000.000 | 150.000.000 | 37.000.000 | 37.000.000 | 111.000.000 | 28.000.000 |
| DA1.CT2.HM01 | 250.000.000 | 10.000.000 | 30.000.000 | 30.000.000 | 90.000.000 | 21.000.000 | 21.000.000 | 63.000.000 | 19.000.000 |
| DA1.CT2.HM02 | 200.000.000 | 5.000.000 | 20.000.000 | 20.000.000 | 60.000.000 | 16.000.000 | 16.000.000 | 48.000.000 | 9.000.000 |
| 2. Investment Equipment Value | 90.000.000 | 11.000.000 | 11.000.000 | 11.000.000 | 29.000.000 | 8.250.000 | 8.250.000 | 21.750.000 | 13.750.000 |
| -Fitted Equipment | 60.000.000 | 6.000.000 | 6.000.000 | 6.000.000 | 18.000.000 | 4.500.000 | 4.500.000 | 13.500.000 | 7.500.000 |
| DA1.000.0000 | 60.000.000 | 6.000.000 | 6.000.000 | 6.000.000 | 18.000.000 | 4.500.000 | 4.500.000 | 13.500.000 | 7.500.000 |
| DA1.CT1.0000 | 30.000.000 | 3.000.000 | 3.000.000 | 3.000.000 | 9.000.000 | 2.300.000 | 2.300.000 | 6.900.000 | 3.700.000 |
| DA1.CT1.HM01 | 20.000.000 | 2.000.000 | 2.000.000 | 2.000.000 | 6.000.000 | 1.600.000 | 1.600.000 | 4.800.000 | 2.400.000 |
| DA1.CT1.HM02 | 10.000.000 | 1.000.000 | 1.000.000 | 1.000.000 | 3.000.000 | 700.000 | 700.000 | 2.100.000 | 1.300.000 |
| DA1.CT2.0000 | 30.000.000 | 3.000.000 | 3.000.000 | 3.000.000 | 9.000.000 | 2.200.000 | 2.200.000 | 6.600.000 | 3.800.000 |
| DA1.CT2.HM01 | 20.000.000 | 2.000.000 | 2.000.000 | 2.000.000 | 6.000.000 | 1.400.000 | 1.400.000 | 4.200.000 | 2.600.000 |
| DA1.CT2.HM02 | 10.000.000 | 1.000.000 | 1.000.000 | 1.000.000 | 3.000.000 | 800.000 | 800.000 | 2.400.000 | 1.200.000 |
| -Unfitted Equipment | 30.000.000 | 3.000.000 | 3.000.000 | 3.000.000 | 9.000.000 | 2.250.000 | 2.250.000 | 6.750.000 | 3.750.000 |
| DA1.000.0000 | 30.000.000 | 3.000.000 | 3.000.000 | 3.000.000 | 9.000.000 | 2.250.000 | 2.250.000 | 6.750.000 | 3.750.000 |

"Investment Implementation" Screen

FAST FINANCIAL PERSONAL INCOME TAX MANAGEMENT

Personal Income Tax Management in Fast Financial allows to define, input monthly data, calculate PIT of employees and make reports according to regulation.

Employee information

- Record information of employee: full name, date of birth, ID card, residency date, tax code, date of labor contract signing...
- Input types of deduction: unemployment insurance, social insurance, health insurance and other deductions
- Input information of dependents.

Taxable income input

- Allow to input taxable income of each employee based on progressive tax rate, of taxpayers with salary raised or flat tax rate on labor contract, for employees with no labor contract, with tax code or non-tax-code and for nonresidents
- Input tax deduction adjustment
- Read data from excel file.

PIT reports

- Declaration of PIT deduction – No.05/KK-TNCN
- Declaration of PIT deduction – No.06/TNCN
- Declaration of PIT finalization – No.05/QTT-TNCN
- List of taxable incomes – No.05-1/BK-QTT-TNCN
- List of taxable incomes – No.05-2/BK-QTT-TNCN
- Detailed list of dependents – No.05-3/BK-QTT-TNCN
- List of incomes
- PIT list
- List of employees
- List of dependents.

THE SOCIALIST REPUBLIC OF VIET NAM
Independence - Freedom - Happiness

Form: 06/KK-TNCN
(Issued with Circular No. 92/2015/TT-BTC of the Ministry of Finance Dated Jun 15th 2015)

DECLARATION OF PERSONAL INCOME TAX DEDUCTION
(For organizations, individuals paying income being salary)

[01] Tax period: Month 1 Year 2018

[02] First Time: [03] Additional Time:

[04] Taxpayer: **FAST SOFTWARE COMPANY**

[05] Tax Code: 0 1 0 0 7 2 7 8 2 5 - [] [] []

[06] Address: 11th floor, Viet A Building, Duy Tan Street, Ha Noi

[07] District: [District] [08] Province/City: [Province]

[09] Phone: [Phone Number] [10] Fax: [Fax Number] [11] Email: fast@fast.com.vn

[12] Tax Agent:

[13] Tax Code: [] [] [] [] [] [] [] [] [] [] - [] [] []

[14] Address:

[15] District: [] [] [] [] [] [] [] [] [] [] [16] Province/City: [] [] [] [] [] [] [] [] [] []

[17] Phone: [] [] [] [] [] [] [] [] [] [] [18] Fax: [] [] [] [] [] [] [] [] [] [] [19] Email: [] [] [] [] [] [] [] [] [] []

[20] Tax Agent's Contract No: [] [] [] [] [] [] [] [] [] [] Date: [] [] [] [] [] []

Currency: VND

| NO. | Article | Code | UOM | Person/Amount |
|-----|--|------|--------|---------------|
| 1 | Total number of laborers: | [21] | Person | 2 |
| | In there: Number of resident individuals with labor contract | [22] | Person | 2 |
| 2 | Total number of individuals with deducted PIT [23]-[24]+[25] | [23] | Person | 2 |
| 2.1 | Residents | [24] | Person | |
| 2.2 | Non-residents | [25] | Person | 2 |
| 3 | Total taxable income paid to individuals [26]-[27]+[28] | [26] | VND | 4.944.330 |
| 3.1 | Residents | [27] | VND | 4.390.000 |
| 3.2 | Non-residents | [28] | VND | 554.330 |
| 4 | Total taxable income paid to individuals subject to tax deduction [29]-[30]-[31] | [29] | VND | 554.330 |
| 4.1 | Residents | [30] | VND | |
| 4.2 | Non-residents | [31] | VND | 554.330 |
| 5 | Total deducted personal income tax [32] = [33] + [34] | [32] | VND | 110.866 |

FAST FINANCIAL MANAGEMENT REPORTS

Management reports in Fast Financial supports in making management reports by time, business-units and analyzing financial ratio.

Analysis of management reports by time

- Sales analysis report for multiple periods, corresponding periods across years, accumulation
- Analysis management reports for multiple periods, corresponding periods across years, accumulation
- Financial statement for multiple periods, corresponding periods across years, accumulation.

Analysis management report by sub-units

- Sales analysis report by sub-units
- Expenses analysis management reports by sub-units
- Financial statement by sub-units.

Financial statement analysis

- Financial ratio analysis of one period, corresponding periods, multiple periods
- Financial comparison reports of ratio, industry average, competitors for one period and multiple periods
- Financial structure analysis for one period, corresponding periods across years and multiple periods
- Financial comparison reports of structure planning, industry average, competitors for one period, corresponding periods across years and multiple periods.

FAST SOFTWARE COMPANY
Floor 3, CTIB Tower, VOV Area, Me Tri, Nam Tu Liem Dist., Ha Noi

FINANCIAL RATIO ANALYSIS – MULTI-PERIOD

ANALYSED BY: MONTH

NO. OF ANALYSIS PERIOD(S): 3. PERIOD 1 FROM PERIOD 1 YEAR 2018

| FINANCIAL RATIO | FORMULA | UOM | PERIOD 1 | PERIOD 2 | PERIOD 3 | COMMENT |
|---|---|------|----------|----------|----------|---------|
| Short-term Liquidity Ratios | | | | | | |
| Current Ratio | Current Assets/ Current Liabilities | Time | 3,36 | 2,56 | 1,88 | |
| Quick Ratio | (Current Assets – Inventory)/ Current Liabilities | Time | 2,51 | 1,73 | 1,05 | |
| Cash Ratio | (Cash and Cash Equivalents+ Short-term Financial Im | Time | 1,54 | 1,22 | 0,54 | |
| Receivables Turnover Ratio | Credit Sales/ Average Receivables | Turn | 0,73 | 0,83 | 1,06 | |
| Average Collection Period | 365/Receivables Turnover | Day | 498,91 | 439,39 | 343,53 | |
| Stock Turnover Ratio | Cost of goods sold/ Average Inventory | Turn | 0,85 | 0,36 | 0,35 | |
| Inventory Conversion Ratio | 365/Inventory Turnover | Day | 428,96 | 1.011,08 | 1.051,57 | |
| Payables Turnover Ratio | Cost of Debit Purchase/ Average Payables | Turn | 3,80 | 1,28 | 1,47 | |
| Average Payment Time | 365/Payables Turnover | Day | 95,95 | 284,33 | 248,98 | |
| Long-term Liquidity Ratios | | | | | | |
| Liabilities to Total Assets Ratio | (Total Liabilities/ Total Assets)x100 | | 25,67 | 33,61 | 47,19 | |
| Long-term Liabilities to Total Assets Ratio | (Total Long-term Liabilities/ Total Assets)x100 | | 1,07 | 1,03 | 0,79 | |
| Long-term Liabilities to Equity Ratio | (Total long-term Liabilities/ Owner's Equity)x100 | | 1,57 | 1,55 | 1,50 | |
| Times Interest-earned Ratio | Earnings before Interest and Taxes (EBIT) / Interest Ex | Time | 19,83 | 23,37 | | |
| Debt Service Coverage Ratio | (Net Operating Income/ Total Debt Service)x100 | | 58,07 | 16,16 | (18,33) | |
| Efficiency Ratios | | | | | | |
| Receivables Turnover Ratio | Credit Sales/ Average Receivables | Turn | 0,73 | 0,83 | 1,06 | |
| Average Collection Period | 365/Receivables Turnover | Day | 498,91 | 439,39 | 343,53 | |
| Stock Turnover Ratio | Cost of goods sold/ Average Inventory | Turn | 0,85 | 0,36 | 0,35 | |
| In there: | | | | | | |
| - Materials turnover | Arising materials/ Average materials | Turn | 0,32 | 0,22 | 0,48 | |
| - Tools & supplies turnover | Arising tools and supplies/ Average tools and supplies | Turn | 0,11 | 0,04 | 0,07 | |
| - Production in progress cost turnover | Arising cost of production in progress/ Average cost of | Turn | 3,19 | 1,60 | 1,71 | |
| - Finished goods turnover | Arising finished goods/ Average finished goods | Turn | 9,78 | 2,14 | 1,26 | |
| - Goods turnover | Arising goods/ Average goods | Turn | 3,92 | 1,71 | 1,49 | |
| - Goods on consignment turnover | Arising goods on consignment/ Average goods on con | Turn | 2,00 | 0,46 | 0,43 | |
| Inventory Conversion Ratio | 365/Inventory Turnover | Day | 428,96 | 1.011,08 | 1.051,57 | |
| In there: | | | | | | |
| - Materials conversion time | 365/Materials turnover | Day | 1.137,43 | 1.650,84 | 767,13 | |
| - Tools & supplies conversion time | 365/Tools & supplies turnover | Day | 3.270,61 | 9.287,53 | 5.244,25 | |
| - Production in progress cost conversion time | 365/Production in progress cost turnover | Day | 114,53 | 227,56 | 213,89 | |
| - Finished goods conversion time | 365/Finished goods turnover | Day | 37,34 | 170,71 | 289,94 | |
| - Goods conversion time | 365/Goods turnover | Day | 93,01 | 213,93 | 245,11 | |
| - Goods on consignment conversion time | 365/Goods on consignment turnover | Day | 182,50 | 792,96 | 842,96 | |
| Short-term Asset Turnover | Net Revenue/ Average Short-term Assets | Turn | 0,28 | 0,14 | 0,19 | |

FAST FINANCIAL DATA ANALYTICS TOOL

Fast Analytics is a business data analytics tool

Fast Analytics includes a Pivot Table and a Pivot Chart

Fast Analytics supports users in pivoting fields of sales, purchasing, inventory, finance and presenting as form of chart (cylinder, circle, straight line)

Data of accounting, purchasing and sales and inventory in Fast Financial are converted to multi-dimensional database convenient for data pivoting. This data conversion can be done periodically or whenever you want

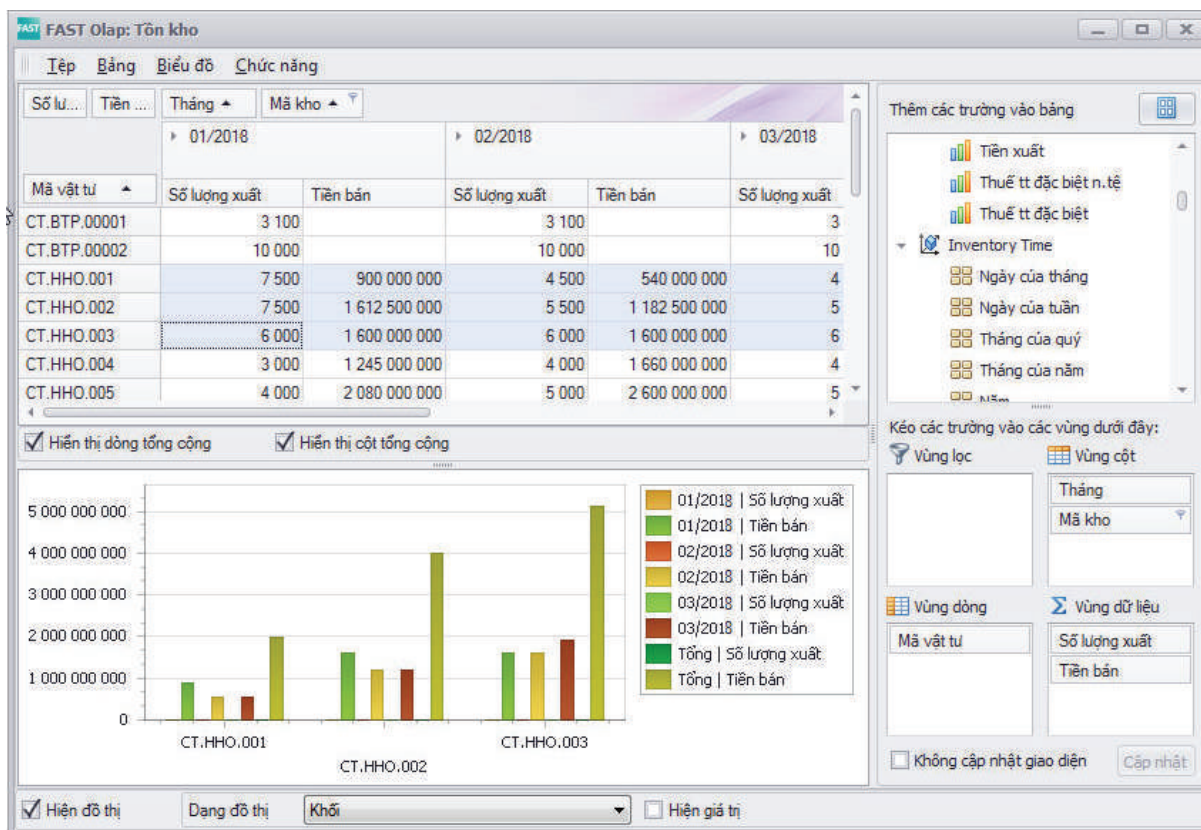
Aside of pivot table tool, users can analyze data by slicing data in multiple dimensions, drilling-down to detail or rolling-up to data summary

Data pivot table, drill-down, roll-up and filter can be done easily by simple actions: drag and drop, select or mark arranged lists

Data converted to convenient form for pivoting supports in quick speed of data processing. This module provides comprehensive ways of viewing data totally to satisfy demands of user

For example, Fast Analytics supports users in finding out answers of these following questions easily for analyzing data within one week:

- Revenue of item A at each region?
- The best-selling one at each store?
- The busiest date at each store?
- The date gets the lowest sales?.

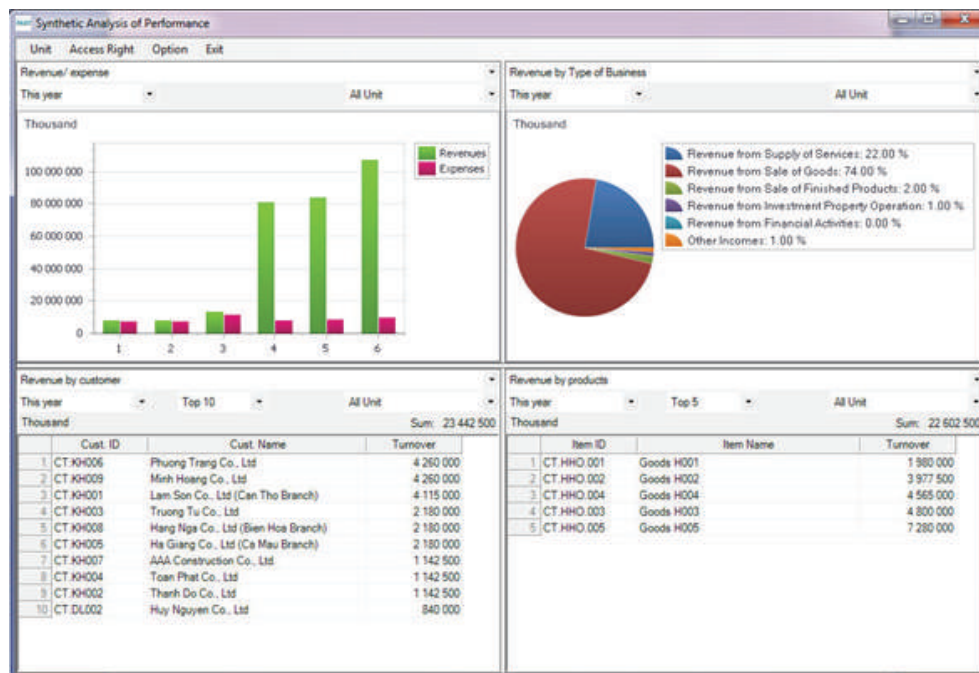


FAST FINANCIAL OPERATION INFORMATION AND MANAGEMENT REPORT VIA THE INTERNET

Fast Manager provides information supporting in operation and reports for business management. Users of this module are managers at medium level and business executive with demands on quick viewing information of business status supporting in daily operation well as summary reports for analytics and management.

Fast Manager provides these following information and reports:

- Daily, weekly and monthly quick business information
- Cash balance, cash in bank, loans and upcoming receivable, payable (cash flow) information
- Sales and receivable information
- Purchasing and payable information
- Inventory information
- Manufacturing information
- Expense and cost of product report
- Human resource report
- Financial statement
- ...



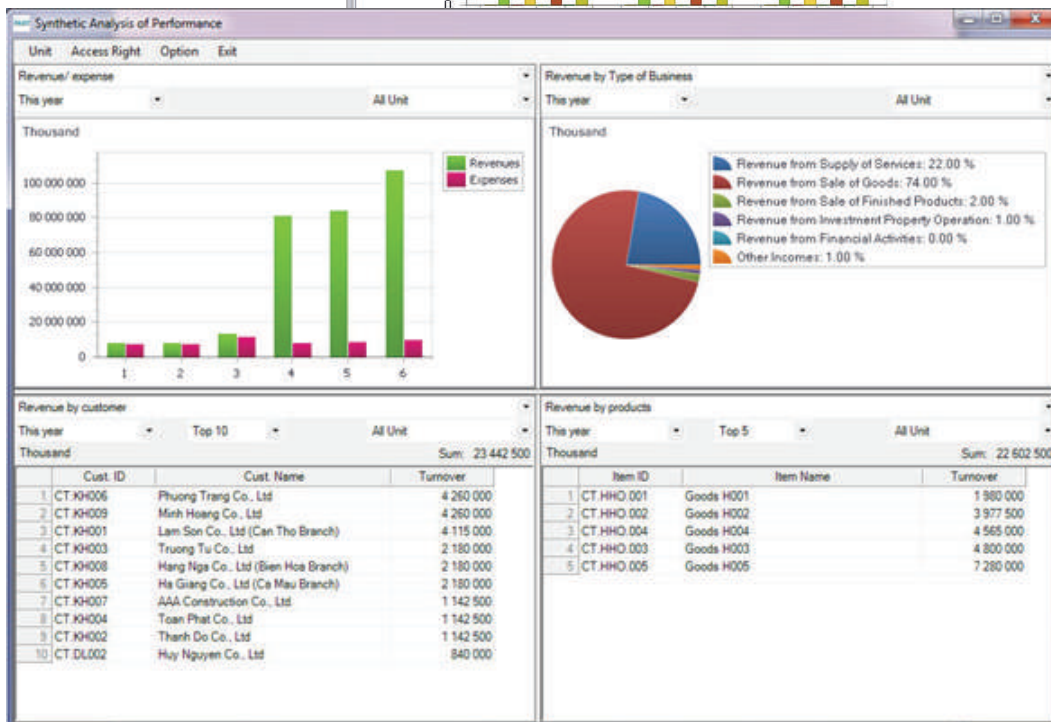
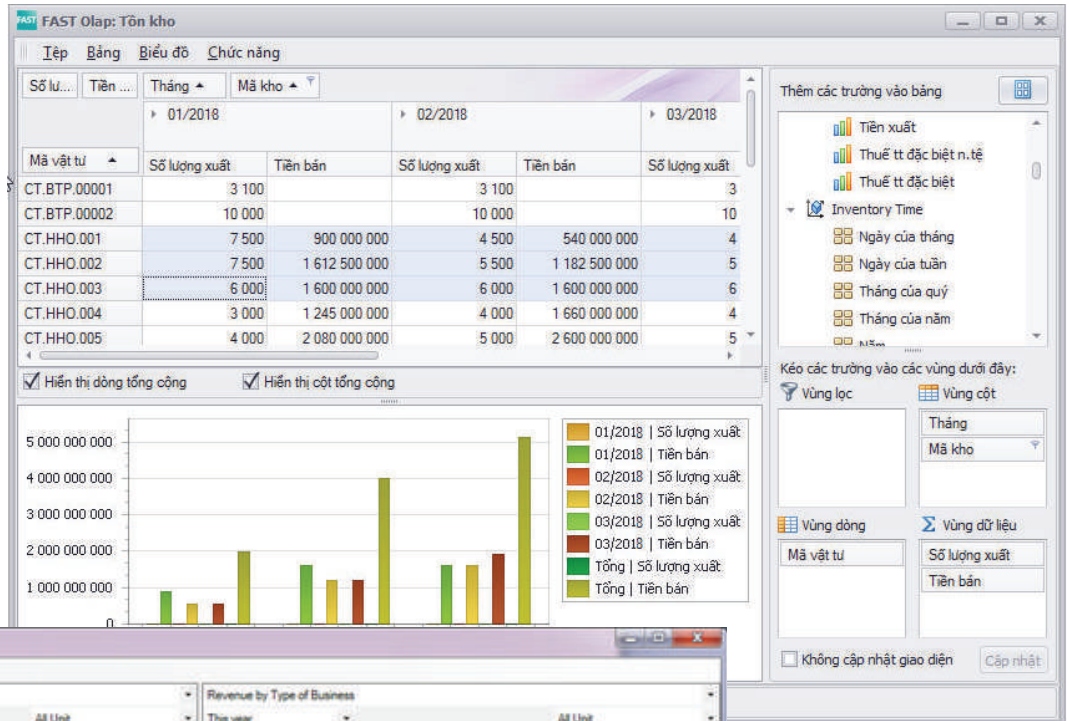
Managers and business executive can view essential information supporting in making decisions or discussing to solve problem, quick daily meetings, weekly meetings...

The development of reports on web-based with usage of common available internet browsers such as IE, Firefox, Chrome, Opera, Safari without installing any additional programs is the technical advantage of this module. The usage of this module to lookup information, view reports well as web surfing for news or shopping online is as easy as pie. Specialized version on windows-based is integrated in this module also

Users can access anywhere with internet connection or via mobile phones

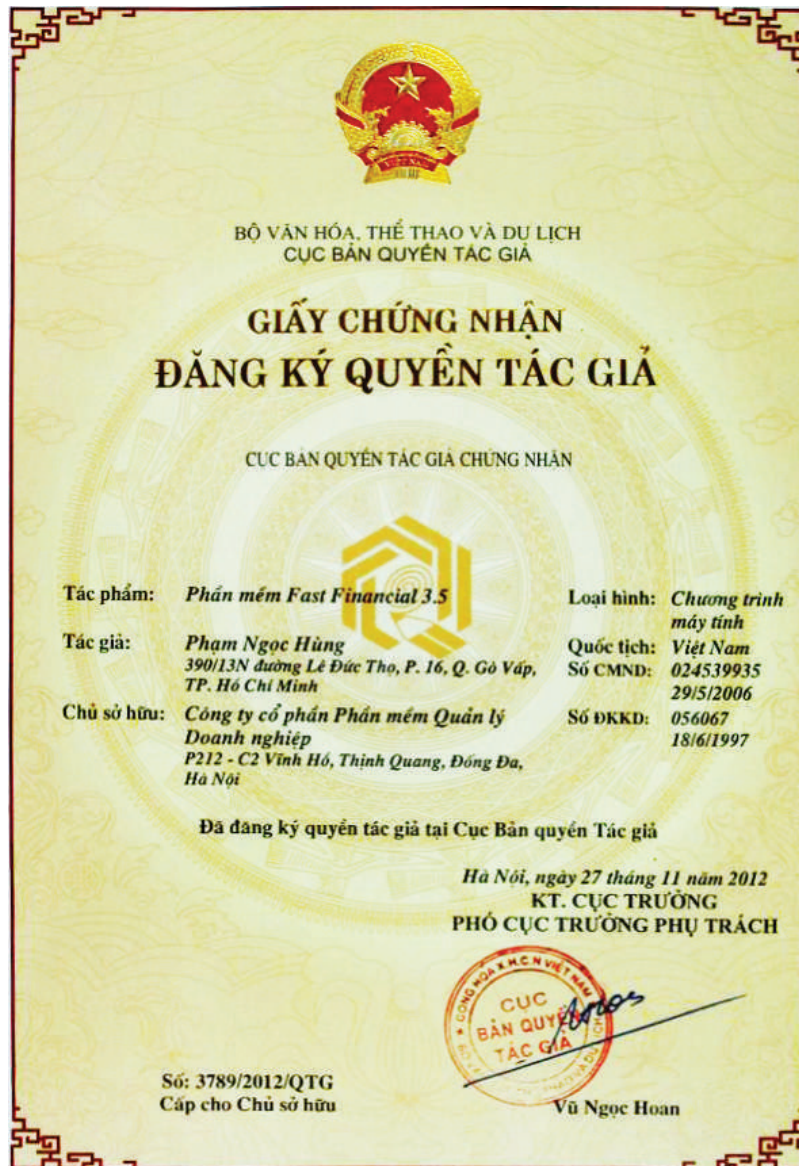
To ensue data security, this module requires to enter username, password well as other security methods in database, firewall, virtual private network (VPN)...

Because of the specifics of each business in operation information and management reports, FAST supports in customizing programs on demands of customer aside of common reports.



FAST FINANCIAL COPYRIGHT

Fast Financial solution software Copyright was approved in 2012
by Vietnam Copyright Office.



The image shows a formal copyright certificate from the Vietnam Copyright Office. At the top center is the national emblem of Vietnam. Below it, the text reads 'BỘ VĂN HÓA, THỂ THAO VÀ DU LỊCH' and 'CỤC BẢN QUYỀN TÁC GIẢ'. The main title is 'GIẤY CHỨNG NHẬN ĐĂNG KÝ QUYỀN TÁC GIẢ' (Copyright Registration Certificate). Below the title is 'CỤC BẢN QUYỀN TÁC GIẢ CHỨNG NHẬN'. The certificate details the work 'Phần mềm Fast Financial 3.5' by author 'Phạm Ngọc Hùng', registered on November 27, 2012. It also lists the owner 'Công ty cổ phần Phần mềm Quản lý Doanh nghiệp' and the issuing official 'Vũ Ngọc Hoan' with a signature and stamp.

BỘ VĂN HÓA, THỂ THAO VÀ DU LỊCH
CỤC BẢN QUYỀN TÁC GIẢ

GIẤY CHỨNG NHẬN
ĐĂNG KÝ QUYỀN TÁC GIẢ

CỤC BẢN QUYỀN TÁC GIẢ CHỨNG NHẬN

Tác phẩm: Phần mềm Fast Financial 3.5 **Loại hình:** Chương trình máy tính

Tác giả: Phạm Ngọc Hùng **Quốc tịch:** Việt Nam
390/13N đường Lê Đức Thọ, P. 16, Q. Gò Vấp, TP. Hồ Chí Minh **Số CMND:** 024539935
29/5/2006

Chủ sở hữu: Công ty cổ phần Phần mềm Quản lý **Số ĐKKD:** 056067
Doanh nghiệp 18/6/1997
P212 - C2 Vinh Hó, Thịnh Quang, Đống Đa, Hà Nội

Đã đăng ký quyền tác giả tại Cục Bản quyền Tác giả

Hà Nội, ngày 27 tháng 11 năm 2012
KT. CỤC TRƯỞNG
PHÓ CỤC TRƯỞNG PHỤ TRÁCH

Số: 3789/2012/QTG
Cấp cho Chủ sở hữu

CỤC BẢN QUYỀN TÁC GIẢ
Vũ Ngọc Hoan

There are more than **1,400** customers nationwide using Fast Financial.

FAST FINANCIAL AWARD



“Sao Khue” Award given by Vietnam Software Association (VINASA) in 2010.



IT Award for the best software by Vietnam Association for Information Processing VAIP in 2009.

FAST

ACCOUNTING & ERP SOFTWARE

 Hotline
1900-2130

FAST SOFTWARE COMPANY

Ha Noi - Da Nang - Ho Chi Minh City

Email: info@fast.com.vn | Website: www.fast.com.vn